



# The LIBORious Transition to SOFR

A year after Andrew Bailey's 2017 speech, he reiterated that firms should treat the discontinuation of LIBOR as an event that *will* happen and that they should be preparing for it. For my part, that's also the message I would ask you to take away today. You can think of this as a call to arms or as a threat or as simply a warning. What's important is that you act on it. – *Michael Held, Executive Vice President and General Counsel, New York Federal Reserve Board, Remarks at the SIFMA C&L Society February Luncheon* <https://www.newyorkfed.org/newsevents/speeches/2019/hel190226>



The purpose of this publication is to provide a high-level overview of the transition from London Interbank Offered Rates to alternative reference rates, including a discussion on what the industry is doing and challenges the industry is facing. In addition, this publication will provide information on BMO resources that can help you through this transition. For more information please contact BMO's IBOR Transition Office at [IBOR.TransitionOffice@bmo.com](mailto:IBOR.TransitionOffice@bmo.com).

## Table of Contents

Executive Summary .....	4
Background .....	5
What's Next? Alternative Risk-Free Rates.....	8
Challenges .....	12
Conclusion.....	13
Appendices .....	14

## Executive Summary

The transition from London Interbank Offered Rates (LIBORs) to alternative, nearly risk-free rates (RFRs) poses an unprecedented challenge for the entire financial services industry. Working groups across the globe have spent the last few years conducting extensive analysis to identify, adopt, and publish RFRs.

The work effort gained traction in July 2017 when the U.K. Financial Conduct Authority (FCA) announced it would no longer compel banks to contribute to LIBOR after 2021. With the end of 2021 now less than three years away, it has become increasingly clear that the transition from industry reliance on LIBOR is inevitable.

LIBORs serve as the benchmark for over US\$370 trillion in financial transactions worldwide; as such the transition from LIBORs to RFRs is more far reaching than other major regulatory changes in the financial industry. There are many challenges to a transition of this magnitude. Besides the sheer number of transactions that need to be transitioned, major challenges include:

- significant differences between LIBORs and RFRs make the transition especially complicated;
- most financial firms will need to switch to the new rates across multiple products, requiring coordination with customers and vendors;
- market liquidity in the new RFRs needs to grow before the industry can confidently rely on them; and
- regulators are trying to collaborate with the industry instead of mandating the transition.

Given the degree of uncertainty and complexity, the LIBOR transition will be one of the (if not the) biggest transformations undertaken by the financial services industry.

Interest rate benchmark reform and the transition away from LIBORs to RFRs will impact BMO's clients across many asset classes, including derivatives, mortgages, loans (commercial and consumer), floating rate notes, securitizations, bonds, and repurchase agreements. BMO has established an IBOR Transition Office to manage the transition work effort and to prepare BMO and our clients for the industry and regulatory changes that will follow.

The purpose of this publication is to provide the most up-to-date information as the industry transitions from LIBORs to RFRs and to ensure BMO's clients stay informed of the industry transition efforts. While this publication focuses on the transition from LIBORs to RFRs, it also discusses other Interbank Offered Rates.

## Background

### What is the London Interbank Offered Rate?

LIBOR, often referred to as the “world’s most important number,” is the interest rate at which banks can borrow in the interbank market on an unsecured basis. It is the most widely-used and most well-known interest rate benchmark, and is calculated based on submissions from individual panel banks.<sup>1</sup> LIBOR is published daily in five currencies (British Pound Sterling (GBP), U.S. Dollar (USD), Euro (EUR), Swiss Franc (CHF) and Japanese Yen (JPY)) and seven maturities (overnight, one week, one month, two months, three months, six months, and one year). While the main focus of this publication is on LIBOR, we will also touch on other benchmarks impacted by the transition, including: the Tokyo Interbank Offered Rate (TIBOR), the EUR Interbank Offered Rate (EURIBOR), and the Canadian Dollar Offered Rate (CDOR).

### How Pervasive is LIBOR?

LIBOR, first published in 1986, has become embedded in financial products from derivatives, bonds and mortgages to consumer and commercial loans. In addition to serving as the benchmark for financial products worldwide, LIBOR is used in risk management, valuation models, accounting, and as a benchmark in funding costs. *See Figure 1 for additional information on the estimated USD LIBOR market footprint as published by the Federal Reserve’s Alternative Reference Rates Committee (ARRC).*

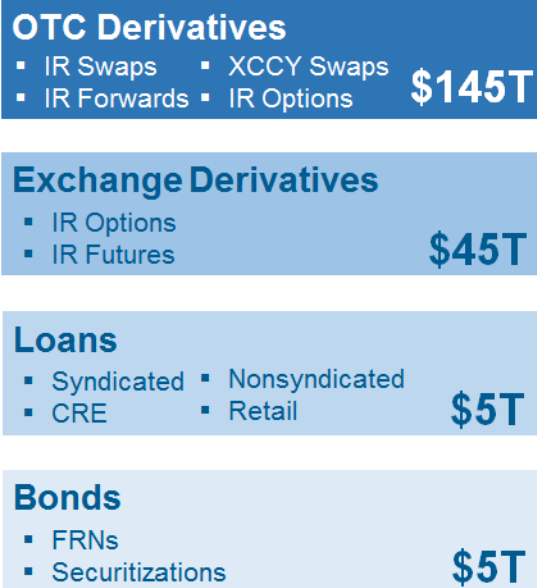
### Why is LIBOR going away?

LIBOR’s sustainability and integrity have increasingly been called into question for two reasons: (1) a decline in the interbank unsecured funding market has led to a lack of actual transaction data upon which to calculate the rates; and (2) the ease with which it has been manipulated, most notably during the 2012 LIBOR scandals, has led to a deterioration of the confidence in the rate setting process.

Unsecured wholesale borrowing by banks has been steadily declining since the 2008 financial crisis. Much of this decline can be attributed to changes in the regulatory landscape, specifically regulations which require banks to be funded by long-term debt instead of short-term debt (typically seen in the interbank unsecured funding markets). As a result, LIBOR is increasingly based on the expert judgment of panel banks instead of actual transaction data, contributing to the ease with which the rate has been manipulated.

**Figure 1: USD LIBOR Footprint**

USD LIBOR’s footprint is estimated to be approximately \$200 trillion in the following asset classes\*:



See Appendix A for details.

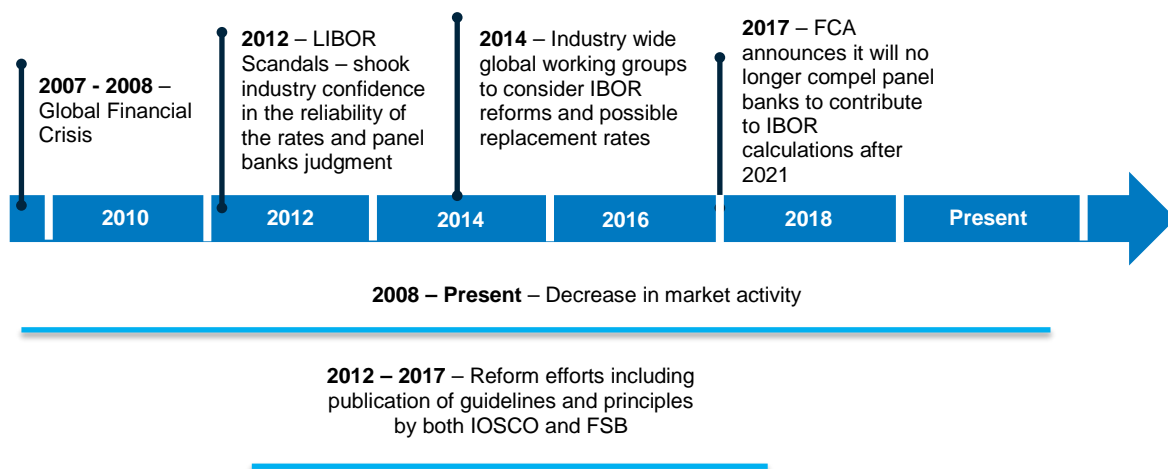
\* Source: Alternative Reference Rates Committee (ARRC)

<sup>1</sup> Panel banks are the banks that contribute data for the daily calculation of IBOR benchmarks.



In 2012, several large panel banks colluded to manipulate LIBOR for their own benefit. The LIBOR scandals prompted global regulatory reform to rebuild the public's trust in these rates. Between 2012 and 2017, LIBOR and other benchmarks, have been subjected to numerous reform efforts to improve their reliability and robustness, including through the incorporation of more transactional data into the rate setting. Despite these reform efforts, the absence of activity in the underlying markets raised serious questions about the sustainability of these benchmarks.

**FIGURE 2: Key Factors Contributing to LIBOR's Demise**



### When is LIBOR going away?

The FCA likely sealed the fate of the once-dominant benchmark with Andrew Bailey’s announcement on July 27, 2017 that the FCA would no longer compel panel banks to submit quotes for LIBOR after the end of 2021. This declaration by the FCA made it clear that reliance on LIBOR could no longer be assured beyond this date. The exact date of LIBOR’s demise, however, is not yet known. While regulators have made it clear banks need to start transitioning and treat this as a certainty not a possibility, the transition and timeline are not set out in legislation.

***“If you find yourself in a hole, stop digging.***

***What market participants must do right now is stop writing new contracts on LIBOR and start using SOFR or at least another robust alternative.”***

Michael Held, Executive Vice President and General Counsel, Fed NY.

There are several scenarios under which the end of LIBOR may occur. One obvious scenario would be a definitive announcement from the FCA that LIBOR will be discontinued. This could potentially lead to an abrupt discontinuance of LIBOR and may leave some firms scrambling to find alternatives.

In addition to being discontinued, LIBOR may continue to be referenced in legacy contracts but no longer supported (often referred to as “Zombie LIBOR”). This particular scenario has been the subject of many regulatory conversations and public speeches by industry officials. Zombie LIBOR would exist where LIBOR

remains available but is rendered unstable, potentially forcing the transition away from LIBOR before the much discussed deadline of the end of 2021.

In a speech at the 2018 Financial Stability Conference, CFTC Chairman J. Christopher Giancarlo emphasized the importance of transitioning not just new derivatives and securities from LIBOR but also legacy trades. Similarly, in a speech earlier this year, Michael Held, executive Vice President and General Counsel of the Federal Reserve Bank of New York, raised the question “what if LIBOR was nominally available, but the UK FCA used its supervisory power to declare that LIBOR is unrepresentative of the

underlying market?”<sup>3</sup> He continued by urging market participants to consider all situations in which LIBOR would cease to exist and be prepared rather than get caught in the eye of the storm. Held emphasized the need for firms to consider fallback language and fallback triggers in their contracts.<sup>4</sup>

In the same vein, the FCA’s Megan Butler, in a speech at the Investment Association in London, highlighted many reasons why firms may seek to transition to the new RFRs whose availability can be assured. In her speech, she emphasized “that liquidity in LIBOR markets may not be sustained”.<sup>5</sup>

*"Legacy trades can continue to reference LIBOR – what is already being called 'Zombie LIBOR' – but imagine the havoc that will be caused in the marketplace if exchanges de-list their contracts, if CCPs cannot accept new swaps for clearing – the whole ecosystem developed to support efficient risk transfer in our global markets will be in disarray. Hence, it is critical that legacy positions too move from LIBOR.*

CFTC Chairman J. Christopher Giancarlo before 2019 Financial Stability Conference, Federal Reserve Bank of Cleveland, Office of Financial Research, Washington, D.C. – November 29, 2018

---

<sup>3</sup> Michael Held, Remarks at the SIFMA C&L Society February Luncheon, New York City; February 26, 2019 - <https://www.newyorkfed.org/newsevents/speeches/2019/hel190226>

<sup>4</sup> Fallbacks are contractual provisions that describe alternative ways to determine the benchmark rate for financial products between parties if LIBOR were to be discontinued. In legacy contracts, for instance, alternative language exists which is intended to address any temporary unavailability of LIBOR (e.g. computer glitch). As a complete LIBOR cessation is expected, industry groups are working to amend the fallback language to explicitly contemplate the permanent discontinuance of LIBOR.

<sup>5</sup> Megan Butler, Speech delivered at the Investment Association, London; February 21, 2019 - <https://www.fca.org.uk/news/speeches/ending-reliance-libor-overview-progress-made-transition-overnight-risk-free-rates-and-what-remains>

## What's Next? Alternative Risk-Free Rates

Regulators, together with market participants, recognizing the broad legal, accounting, and marketing challenges, have channeled their efforts into three main pillars that will facilitate the migration away from LIBOR. Their efforts have focused on 1) devising robust and nearly risk-free reference rates that will act as fallbacks in different scenarios of LIBOR discontinuation, 2) enhancing the fallback language for new contracts, and 3) determining appropriate conventions on handling legacy contracts. Regulators and global industry working groups have spent the last few years focusing on identifying RFRs derived from transactional data to serve as eventual LIBOR replacements. Jurisdictions around the globe have since selected RFRs based on transactions in overnight funding markets. This publication will focus on the U.S. alternative rate, the Secured Overnight Financing Rate (SOFR) and work efforts in Canada to enhance the Canadian Overnight Repo Rate Average (CORRA). See *Figure 3* for a full list of RFRs by jurisdiction; see also *Appendix E* for information on the other RFRs.

**Figure 3: RFRs by Jurisdiction**

Jurisdiction	Existing IBOR	RFR	Secured/ Unsecured	Underlying Transactions
CAN	CDOR <sup>6</sup>	Enhanced CORRA	Secured	Repos
U.S.	USD LIBOR	SOFR	Secured	Repos
EU	EURIBOR, EONIA, EUR LIBOR	ESTER	Unsecured	Money Markets
SUI	CHF LIBOR	SARON	Secured	Repos
JPN	JPY LIBOR	TONAR	Unsecured	Money Markets
UK	GBP LIBOR	Reformed SONIA	Unsecured	Money Markets

### U.S. – Secured Overnight Financing Rate

The Federal Reserve Board and the Federal Reserve Bank of New York jointly convened the ARRC in 2014 to address the risks related to USD LIBOR and identify a risk-free alternative rate. In June 2017, the ARRC identified SOFR as the replacement benchmark rate for USD LIBOR. SOFR, which was first published by the New York Fed on April 3, 2018, measures the cost of overnight borrowings through repo transactions collateralized by U.S. Treasury securities. It is a volume-weighted median of three types of repo transactions: (1) tri-party GC repo, (2) GCF repo, and (3) FICC-cleared bilateral repo (all transactions with rates below the 25<sup>th</sup> volume-weighted percentile rate within this data set will be removed, to reduce the impact of exceptions or abnormal trading activity on SOFR).

ARRC's decision to select SOFR was underpinned by the rate's compliance with the International Organization of Securities Commissions' (IOSCO) benchmark principles, but more importantly by its liquidity and resilience to manipulation and market uncertainties. SOFR is a very liquid rate with over \$840 billion of daily repo transactions underpinning it - dwarfing the current volumes underlying LIBOR.<sup>7</sup> See *Figure 4* for more information on comparative daily volumes. In addition, SOFR's clear and robust composition makes it a transparent rate that is representative of the market across a broad range of market participants and protects it from attempts at manipulation.<sup>8</sup> As the U.S. Treasury repo market is large and well established, SOFR is well-grounded and is not at risk of disappearing.

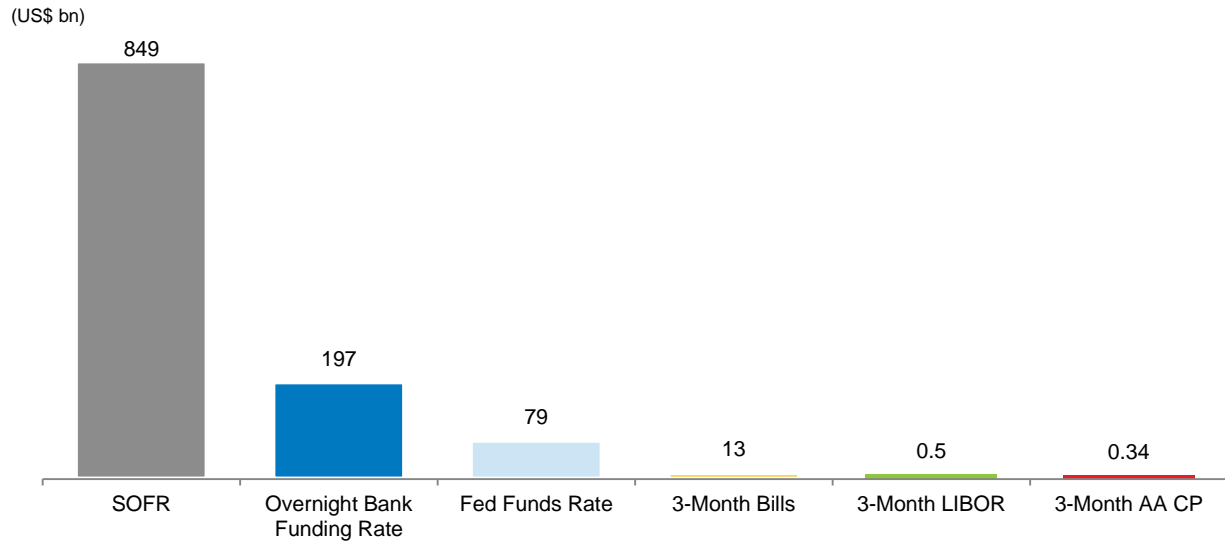
<sup>6</sup> CDOR is unlike IBORs in other jurisdictions as it is not quotation-based. There currently is no timeline for its cessation.

<sup>7</sup> Second Report of the Alternative Reference Rates Committee, <https://www.newyorkfed.org/medialibrary/Microsites/arrc/files/2018/ARRC-Second-report>

<sup>8</sup> ARRC Website <https://www.newyorkfed.org/arrc/sofr-transition>



Figure 4: Average Daily Volumes in U.S. Money Markets



Source: Federal Reserve, FINRA, DTCC Solutions, SOFR is from Inception to May 31, 2019

The ARRC, upon selecting SOFR as the replacement for USD LIBOR, published a “Paced Transition Plan”<sup>9</sup> which provides structure and timelines around the transition efforts. Key developments to date on the SOFR front include:

- SOFR futures are now traded on Chicago Mercantile Exchange (CME) and Intercontinental Exchange (ICE)
- CME and LCH have begun to clear SOFR swaps
- SOFR issuances have been strong in the front end of the curve with Government Sponsored Enterprise (GSE) like the Federal Home Loan Bank and Federal Home Loan Mortgage Corporation leading the way

<sup>9</sup> ARRC, Transition from LIBOR – <https://www.newyorkfed.org/arrc/sofr-transition#pacedtransition>

## SOFR Issuances

Since the Federal Reserve Bank of New York began publishing SOFR in April 2018 there have been 115 SOFR-linked notes issued. The current outstanding notional is US\$ 94 bn.

Reiterating the market's faith in SOFR, floating rate note (FRN) issuances have been strong, with a recent trend of longer-dated notes being issued by entities like the Federal Home Loan Banks (2Y) and L-Bank (3Y). BMO has been actively contributing to SOFR issuances with two deals so far this year. In February, BMO underwrote a US\$50 mm SOFR MTN for the African Development Bank (reopening) and in March BMO was the joint-lead on the longest SOFR-linked note issued to date, a US\$500 mm 3Y L-Bank FRN. Sovereigns, Supranationals and agencies (SSAs) represent US\$79 bn of the total and the Federal Home Loan Banks (FHLB) has been the most active issuer with US \$47 bn of SOFR-linked issuances. Spreads have varied depending on the issuer type, with financials being on the high end and GSE issuers on the low end. *Figure 5 shows SOFR issuances to date by month and issuer type.*

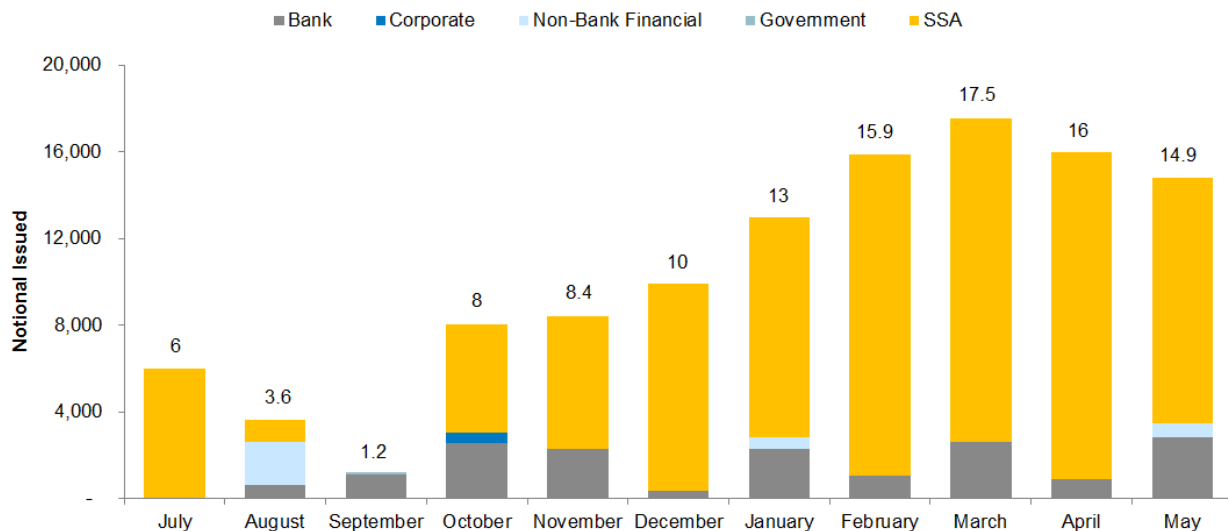
### BMO SOFR ISSUANCES

**11 February 2019** – BMO underwrote a US\$50 mm SOFR MTN for the African Development Bank

**5 March 2019** – BMO was the joint-lead on the longest SOFR-linked note issued to date – a US\$ 500 mm 3Y L-Bank FRN

Figure 5: SOFR Issuance

US\$ bn as at 31 May 2019



## Difference between SOFR and LIBOR

One major challenge that cannot be overlooked is the differences between SOFR and LIBOR. SOFR, should not be considered a direct substitute of LIBOR as it will not be exactly equivalent. Understanding the fundamental differences between the two is important. Key differences that will need to be addressed before the industry can fully transition to SOFR include the lack of a SOFR term structure and the need to add a credit adjustment mechanism. In addition, there are differences between each jurisdiction's chosen RFR that might prohibit organic development of markets in tandem. *See Figure 6 for a list of key differences.*

**Figure 6: Key Differences Between LIBOR and SOFR**

	LIBOR	SOFR
<b>Transparency</b>	Lack transparency	Transparent
<b>Calculation</b>	Consensus – based; based on expert judgment	Based on real transactional data
<b>Liquidity</b>	Low liquidity	High liquidity
<b>Structure</b>	Forward-looking rate with a term structure already in place	Backward-looking rate with term structures in progress
<b>Credit. Component</b>	Built-in credit component	Historical credit adjustment will need to be added
<b>Jurisdictional Consistency</b>	Easy to understand and compare with other jurisdictions	Not easy to compare with RFRs in other jurisdictions
<b>Inception Date</b>	LIBOR has been available since the 1980s	SOFR has been available since 3 April 2018

### Canada – Enhanced CORRA

In Canada, there are currently two benchmarks referenced in a majority of financial instruments: (1) the Canadian Dollar Offered Rate (CDOR) and (2) the Canadian Overnight Repo Rate Average (CORRA). CDOR is the average rate at which banks are willing to lend funds against the issuance of bankers' acceptances (BAs). Currently it is referenced by several financial and derivative contracts including: interest rate swaps (IRS), floating rate agreements (FRAs), basis swaps, floating rate notes (FRNs), BAs, and BA futures. CDOR differs from other global interbank benchmarks in that it is the rate at which banks are willing to **lend** funds against issuance of BAs. IBORs, on the other hand, are the rate at which banks are willing to **borrow** funds in the interbank market.

CORRA is the volume-weighted average rate of overnight repo transactions conducted on-screen through designated inter-dealer brokers and involving general Government of Canada collateral. CORRA broadly reflects overnight funding rates but is based on a relatively small number of general collateral repo transactions conducted through inter-dealer brokers.<sup>10</sup>

In March 2018, the Canadian Alternative Reference Rate (CARR) working group was launched by the Canadian Fixed-Income Forum. CARR was tasked with enhancing CORRA and evaluating whether there was a need to develop a Canadian dollar term RFR benchmark. CARR tasked the Alternative Rates Subgroup with reviewing available options and making a formal recommendation. In July 2018, the Alternative Rates Subgroup recommended that the focus should be on enhancing the current CORRA benchmark, specifically focusing on creating a larger set of transactions upon which to base CORRA's daily calculation. CARR agreed with the subgroup's recommendation and further recommended that enhanced CORRA be based on all available overnight repo transactions that use Government of Canada bonds and treasury bills as collateral, including both inter-dealer and dealer-to-client trades, but excluding inter-affiliated trades. In addition, CARR recommended enhanced CORRA be based on the trimmed median repo rate of daily transactions, computed after removing the lower volume-weighted 25% of transactions by repo rate.

<sup>10</sup> Bank of Canada, Consultation Paper – Enhancements to CORRA, <https://www.bankofcanada.ca/wp-content/uploads/2019/02/consultation-paper-proposed-enhancements-to-corra.pdf>

## Challenges

While considerable progress has been made in laying the groundwork for adopting SOFR and other RFRs, it is clear that many challenges remain. In addition to the challenges that exist due to the differences between SOFR and LIBOR highlighted above, the industry is facing a number of additional obstacles and must consider how to address these before the transition can be complete. Challenges include, but are not limited to:

- (1) identifying and addressing legacy contracts extending beyond 2021;
- (2) updating standard contract language to account for the change in rates and new fallback language;
- (3) hedging implications due to a lack of consistency in fallback language referencing different or new rates;
- (4) potential accounting issues;
- (5) significant impacts to risk functions including models and validation processes; and
- (6) operations and technology issues that may result from required system enhancements.

*See Appendix B for additional details around the challenges the industry faces.*

### Industry Work Effort

Industry associations and working groups have taken solid steps to facilitate the transition and address the numerous challenges the industry faces. Several groups, including ISDA, ARRC and CARR, have sought input from market participants through consultations and have published proposed solutions. The consultations have attempted to address issues around fallback rates, calculation methodologies, and fallback language. In particular, ISDA plans to incorporate fallback provisions into its 2006 Definitions and ARRC has published fallback language for floating rate notes, syndicated loans, securitization, and bi-lateral loans.

In addition, industry financial boards, including FASB<sup>11</sup> and IASB<sup>12</sup>, are looking at how to address accounting standards to accommodate the new rates. FASB now includes SOFR OIS rate as a benchmark interest rate for hedge accounting purposes and IASB is seeking public comment on proposed changes to the old and new financial instrument standards.

### Cash Market is Key

The cash market is key to this transition. While participants in the derivatives markets have substantial experience with overnight index swaps (OIS) referencing overnight rates such as the effective federal funds rate (EFFR), making the transition from LIBOR to SOFR in new interest rate derivatives relatively straightforward, the transition for cash products will prove more challenging. Transitioning cash products referencing LIBOR will require new SOFR term rates tied to liquid markets. One way to build a forward-looking term rate is to use futures contracts and/or OIS swaps as a way to determine the market's expectation for SOFR over the given term period. The ARRC is currently exploring various methodologies to develop a forward-looking term rate.<sup>13</sup> In the event that term rates are not available, cash products will likely fallback to an overnight rate (SOFR) in the event LIBOR is discontinued, a concept that is completely new to cash market participants. In addition to needing new term rates, cash products will face the challenge of identifying and incorporating updated fallback language into all impacted contracts.

---

<sup>11</sup> FASB - [https://www.fasb.org/jsp/FASB/FASBContent\\_C/NewsPage&cid=1176171490795](https://www.fasb.org/jsp/FASB/FASBContent_C/NewsPage&cid=1176171490795)

<sup>12</sup> IASB - <https://www.ifrs.org/projects/work-plan/ibor-reform-and-the-effects-on-financial-reporting/>

<sup>13</sup> Federal Reserve, Indicative Forward-Looking SOFR Term Rates, <https://www.federalreserve.gov/econres/notes/feds-notes/indicative-forward-looking-sofr-term-rates-20190419.htm>

## Conclusion

BMO is positioned to lead our clients through the transition to a post-IBOR environment. BMO established an IBOR Transition Office to lead and coordinate transition efforts for the bank, and ensure BMO stays engaged with various industry work efforts.

BMO is working alongside industry groups and participating in all relevant consultations but many issues remain unresolved. To date, BMO has participated in eleven industry consultations and has responded to two industry surveys. BMO will continue to participate in applicable consultations as they become available. *See Appendix C for a summary of consultations.*

Clients are urged to evaluate their portfolios for IBOR exposure across the various financial products and contracts that they currently hold. They should be prepared to amend contracts that will exist beyond 2021. Clients must consider tax and accounting issues, particularly as they relate to valuation changes.

While the breadth of the change is wide-reaching, by working in collaboration with our clients, BMO expects that we will be able to successfully move forward together. Should clients have questions about whether the positions and product mix they currently hold will continue to achieve their objectives in the reformed rate environment, they are encouraged to engage with their BMO contact to discuss the best approach going forward.

BMO has developed educational resources to prepare for the transition. Resources include:

- Materials on new alternative reference rates
  - SOFR – the IBOR Transition Office, in coordination with the BMO FICC Macro Strategy team, has compiled several pieces on SOFR, including in-depth information on the various calculation methodologies
  - SONIA and ESTER – overview of the UK and European alternative reference rates, compiled by the IBOR Transition Office
- Frequently Asked Questions – high-level and detailed answers to some of the most common IBOR transition questions
- BMO FICC Macro Strategy Team’s SOFR Publications – a new SOFR piece is published every two weeks. To date, the following pieces have been published
  - ISDA Adjustment Methodology for IBOR – overview of the ISDA Fallback Methodology Consultation and description of the calculation methodology applied to SOFR
  - Do Lookout Periods Matter for SOFR Floaters? – discussion of the trend in FRN issuance for a lookout period to handle the compound setting in arrears
  - SOFR Bank Yield Index – overview of the introduction of the ICE Bank Yield Index, a proposed alternative to SOFR

Please reach out to your BMO contact or BMO’s IBOR Transition Office ([IBOR.TransitionOffice@bmo.com](mailto:IBOR.TransitionOffice@bmo.com)) for more information.

Further guidance and updates will be provided as industry accord emerges and next steps come into focus.



## Appendices

### Appendix A – Estimated USD LIBOR Market Footprint by Asset Class<sup>14</sup>

		Volume (Trillions US\$)	Percentage Maturing By:			
			End 2021	End 2022	After 2030	After 2040
<b>Over-the-Counter Derivatives</b>	Interest rate swaps	81	66%	88%	7%	5%
	Forward rate agreements	34	100%	100%	0%	0%
	Interest rate options	12	65%	68%	5%	5%
	Cross currency swaps	18	88%	93%	2%	0%
<b>Exchange Traded Derivatives</b>	Interest rate options	34	99%	100%	0%	0%
	Interest rate futures	11	99%	100%	0%	0%
<b>Business Loans</b>	Syndicated loans	1.5	83%	100%	0%	0%
	Non syndicated loans	0.8	86%	97%	1%	0%
	Non syndicated CRE / Commercial mortgages	1.1	83%	94%	4%	2%
<b>Consumer Loans</b>	Retail mortgages	1.2	57%	82%	7%	1%
	Other Consumer loans	0.1	–	–	–	–
<b>Bonds</b>	Floating / Variable Rate Notes	1.8	84%	93%	6%	3%
<b>Securitizations</b>	Mortgage-backed Securities (incl. CMOs)	1	57%	81%	7%	1%
	Collateralized loan obligations	0.4	26%	72%	5%	0%
	Asset-backed securities	0.2	55%	78%	10%	2%
	Collateralized debt obligations	0.2	48%	73%	10%	2%
<b>Total USD LIBOR Exposure:</b>		<b>199</b>	<b>82%</b>	<b>92%</b>	<b>4%</b>	<b>2%</b>

<sup>14</sup> Second Report of the Alternative Reference Rates Committee (March 2018):  
<https://www.newyorkfed.org/medialibrary/Microsites/arrc/files/2018/ARRC-Second-report>

## Appendix B – Key Challenges and Considerations

Challenges	Considerations
<b>Identifying and managing legacy contracts with IBOR exposure</b>	<ul style="list-style-type: none"> <li>• Current fallback provisions only address the temporary unavailability of LIBOR</li> <li>• ISDA and other industry working groups are drafting updated fallback language</li> <li>• Renegotiation of each contract and legal agreement referencing LIBOR may be required along with amendments to reference RFRs and updated fallback language</li> <li>• Industry flexibility in amending interest rate determination provisions will be needed</li> </ul>
<b>Negotiating new contracts and financing</b>	<ul style="list-style-type: none"> <li>• Structural differences between the two rates and how they are set (e.g. overnight RFR v. term IBORs; secured v. unsecured); minimizing the valuation impact on the contracts will be important</li> <li>• New benchmark rate has not been set, so firms can't specify the use of future RFRs</li> </ul>
<b>Funding and liquidity management-need broad adoption from market</b>	<ul style="list-style-type: none"> <li>• Issuances have begun to slowly increase – new issuances have incorporated revised fallback language, and there has been expressed interest for issuances pegged to SOFR and SONIA</li> <li>• Fund transfer pricing assumption may need to be revised (i.e. transfer pricing methodology may use 1 month LIBOR or CDOR)</li> </ul>
<b>Additional credit spread</b>	<ul style="list-style-type: none"> <li>• IBORs have a credit spread embedded into the rate to reflect the risk that the borrowing bank could default (RFRs do not have this risk)</li> <li>• Developing methodology is complex because some RFRs are secured while others are unsecured</li> <li>• Market participants will now get a rate, plus basis points, plus a credit spread</li> </ul>
<b>Term structure for RFRs</b>	<ul style="list-style-type: none"> <li>• LIBOR traded with tenors of 1, 3, 6 and 12 months while RFRs are traded overnight</li> <li>• The market is looking for term structure in the new rates</li> <li>• Methodology will take time to develop and term rates may not be available until 2021</li> </ul>
<b>Hedge effectiveness</b>	<ul style="list-style-type: none"> <li>• Lack of consistency in defining a LIBOR cessation and fallback will likely lead to gaps in hedging portfolios</li> </ul>
<b>Hedge accounting</b>	<ul style="list-style-type: none"> <li>• Rate substitution in a derivatives contract at time of IBOR cessation could be interpreted from current accounting standards as “de-designation”, essentially disqualifying from use of hedge accounting</li> <li>• FASB board in October 2018 updated hedge accounting guidance to allow SOFR to be considered a benchmark rate to qualify for hedge accounting</li> <li>• Proposed amendments to accounting standards would provide relief to companies</li> <li>• Finalized amendments are expected to be published at the end of 2019</li> </ul>
<b>Debt modification</b>	<ul style="list-style-type: none"> <li>• U.S. GAAP principles dictate that upon modification, loan or debt arrangements are subject to 10 percent test; comparing cash flows of the existing arrangement with the cash flows of the new arrangement</li> <li>• If cash flows are within 10 percent of each other, it is considered as a modification of an existing arrangement; otherwise treated as a new arrangement</li> <li>• Given LIBOR is so pervasive, its end could mean analyzing millions of loan agreements to determine if successor benchmarks alter terms significantly enough to constitute a new arrangement</li> </ul>
<b>Differences in RFRs pose challenges to cross-currency swaps market</b>	<ul style="list-style-type: none"> <li>• Differences in methodologies on how RFRs are calculated (i.e. secured vs unsecured) could create additional basis risks</li> <li>• Timing differences between the development of RFR-based derivatives markets in various currencies could have additional implications for cross-currency positions</li> <li>• The structural requirements of each new RFR must evolve, including term structure, liquidity and underlying product growth</li> </ul>
<b>Operations and technology</b>	<ul style="list-style-type: none"> <li>• Various system changes will be required to enable systems to incorporate new interest curves, volatility surfaces, as well as adjustments to the valuation methods</li> <li>• Increased operational risk management will be required to ensure there is heightened sensitivity for errors through controls/validation mechanisms</li> </ul>

## Appendix C: Summary of Industry Consultations

Consultation	Purpose	Majority Response <sup>15</sup>	Industry Group's Plan
<b>ISDA Consultation on Fallbacks</b>	Solicit market feedback on adjustments that could be made to a number of major currency RFRs so that they could serve as suitable fallbacks for certain IBORs referenced in derivatives contracts.	A majority of market participants preferred the compounded setting in arrears approach to creating an adjusted RFR and the historical mean/median approach to replicate the bank credit spreads implied in the IBORs.	ISDA plans to incorporate these fallback provisions into its 2006 Definitions and will likely sponsor a protocol process for amending legacy transactions.
<b>ARRC FRN Consultation</b>	Solicit market feedback on proposed fallback language for new LIBOR issuances of FRNs including fixed-to-floating rate notes during the floating rate period.	Market participants preferred the inclusion of some pre-cessation triggers, but expressed concern about misalignment between terms of FRN and derivative documents.	ARRC has recommended fallback language (triggers, waterfall) to be used when LIBOR permanently ceases or is no longer representative.
<b>ARRC Syndicated Loan Consultation</b>	Solicit market feedback on fallbacks language for Syndicated Loan agreements.	Market participants preferred a hardwired approach, noting the difficulty in implementing the amendment approach. A forward-looking term rate was also preferred.	ARRC has recommended fallback language that offers two approaches: <ol style="list-style-type: none"> <li>1. Amendment Approach – allowing for periodic change and flexibility to agreements as language and benchmarks become more defined.</li> <li>2. Hardwired Approach – provides certainty up front and the benchmark rate is explicitly defined.</li> </ol>
<b>ARRC Securitization Consultation</b>	Solicit market feedback on proposed fallback language for new LIBOR-based securities issued in connection with securitizations (including collateralized loan obligations).	Market participants preferred inclusion of all four triggers: (1) unannounced stop to LIBOR; (2) change in the quality of LIBOR; (3) LIBOR is no longer representative; and (4) Asset Replacement Percentage is greater than 50%.	ARRC has recommended fallback language (triggers and waterfall) to be used when LIBOR permanently ceases or is no longer representative.
<b>ARRC Bi-lateral Loan Consultation</b>	Solicit market feedback on two proposed approaches to develop bilateral loan fallback language: the amendment approach and the hardwired approach.	A majority of market participants preferred the amendment approach at this time but would choose a hardwired approach because it allows orderly transition once SOFR-based rates are developed.	ARRC has recommended fallback language similar to syndicated loans with the addition of a third approach, the Hedged Loan Approach, which mirrors the ISDA 2006 definitions.
<b>Working-Group on Euro RFRs</b>	Solicit market feedback on determining ESTER-based term structure methodology as a fallback in EURIBOR-linked contracts.	Preliminary results indicate a majority of market participants favored a forward-looking term rate methodology as a fallback for EURIBOR, but considered OIS quotes-based methodology to be challenging yet feasible.	The working group has not yet made its final recommendations.
<b>CARR Consultation on CORRA</b>	Solicit market feedback on proposed, enhancements to CORRA.	The consultation has closed for comments.	CARR has not yet published the final results from this consultation.

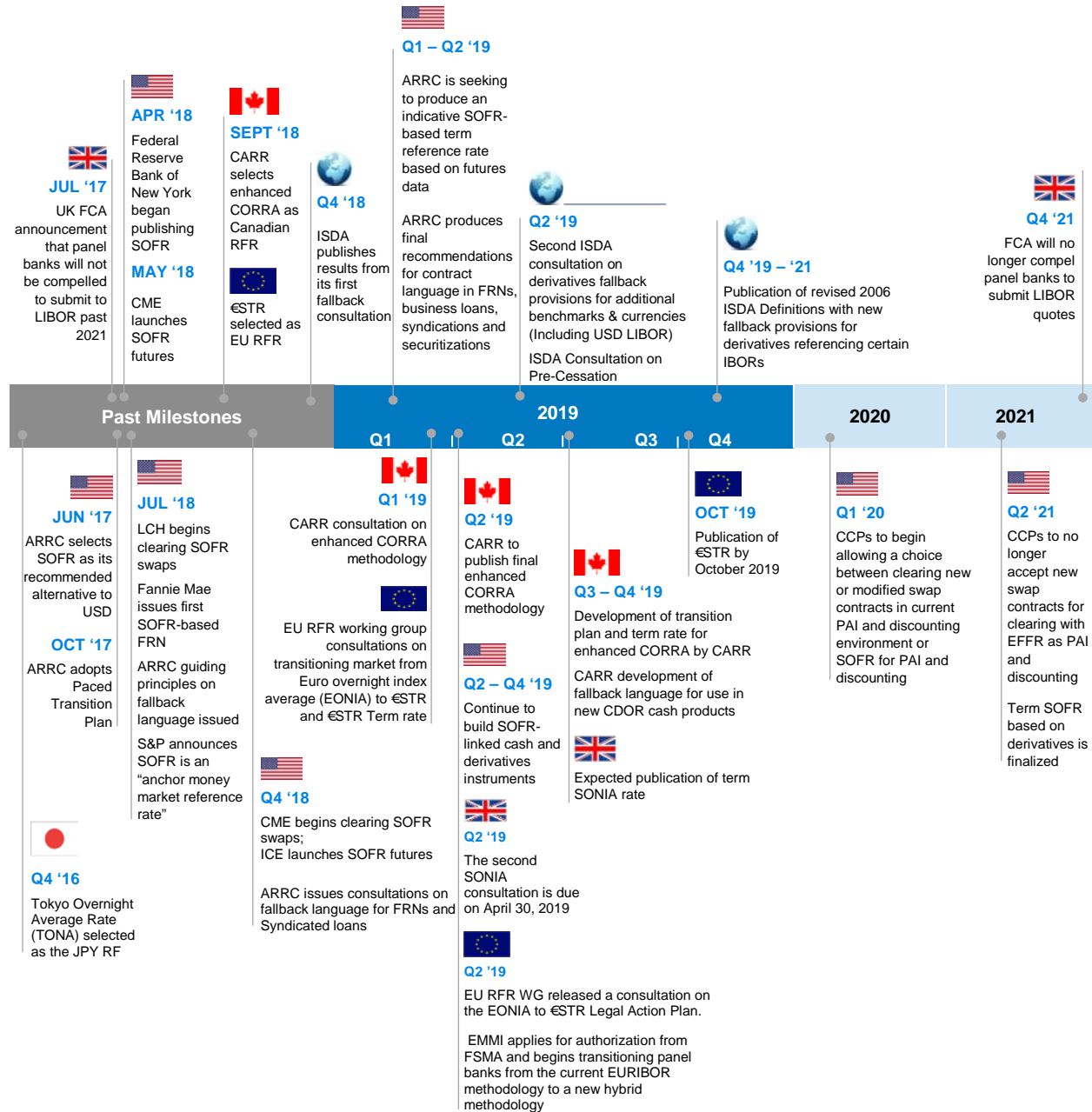
<sup>15</sup> These are industry participants' views as observed by BMO. More details can be found at:

ARRC - <https://www.newyorkfed.org/arrc/fallbacks-contract-language>

ISDA - <http://assets.isda.org/media/04d213b6/db0b0fd7-pdf/>

CARR - <https://www.bankofcanada.ca/wp-content/uploads/2019/02/consultation-paper-proposed-enhancements-to-corra.pdf>

## APPENDIX D – Timeline of Past and Future IBOR Reform Milestones



## APPENDIX E – Other Alternative Reference Rates

### UK – Sterling Overnight Index Averages

The Bank of England’s Working Group on Sterling Risk-Free Reference Rates selected the Reformed Sterling Overnight Index Average (SONIA) as the UK’s alternative to Sterling LIBOR. SONIA is calculated as the weighted average rate of all unsecured overnight sterling transactions brokered in London by the Wholesale Markets Brokers’ Association (WMBBA). It has been in existence for some time and is more developed than SOFR. Daily volumes underpinning SONIA between July 2016 and March 2017 averaged GBP £40bn per day. In addition, SONIA has a well-established Overnight Indexed Swap (OIS) market with a daily average notional turnover of GBP £60bn as of Q1 2018.<sup>16</sup>

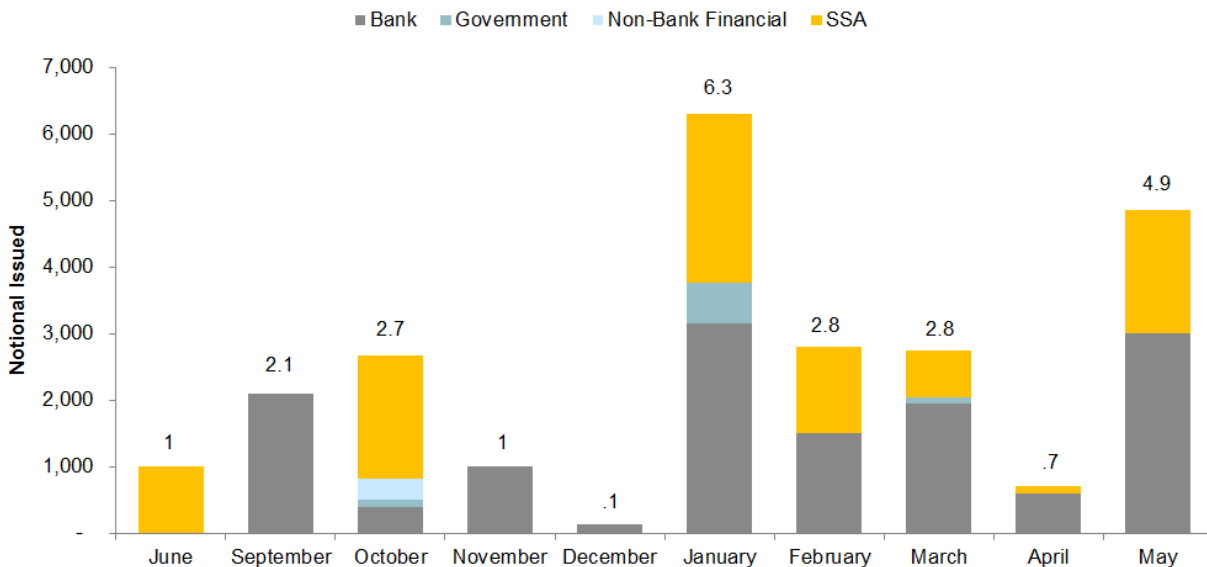
Key developments on the SONIA front to date:

- SONIA futures are traded on CME, ICE Europe, CurveGlobal and LCH
- SONIA bilateral and cleared swaps are actively traded on LCH
- SONIA linked notes continue to be issued as the cash market develops further. Issuers have included EIB, World Bank, Asian Development Bank, and Lloyds

As of May 31, 2019, the total SONIA issuances outstanding totaled GBP £ 24.6B. The most common tenors for SONIA issuances are 3Y and 5Y. Banks and SSAs continue to be the largest issuers of SONIA-linked notes, with banks comprising 54% of the total notional issued. See Figure 6 for additional information around SONIA issuances from June 29, 2018 through May 31, 2019.

Figure 6: SONIA Issuance

US\$ bn as at 31 May 2019



Source: Bloomberg

<sup>16</sup> See [Consultation on Term SONIA Reference Rates, July 2018](#).



## **Europe – EONIA & ESTER**

Europe is a bit further behind in its progress to transition away from EURIBOR and EONIA. The European Central Bank (ECB), in September 2018, selected the Euro Short-Term Rate (ESTER) to replace EONIA and serve as the fallback rate for products linked to EONIA, EURIBOR and EUR LIBOR. ESTER will be a fully transaction-based rate, reflecting the wholesale euro unsecured overnight borrowing costs of euro area banks. The ECB has stated it will begin publishing ESTER by October 2019. However, in the interim the ECB has published “Pre-Ester” data back to March 2017.

## **Switzerland and Japan**

Similarly, alternative reference rates have been identified for Swiss and Japanese markets that are based on actual transactions. In October 2017, the National Working Group on Swiss Franc Reference rates recommended the Swiss Average Rate Overnight (SARON) as the alternative rate. SARON is an overnight secured rate based on transactions in the Swiss Franc repo market. In Japan, the Study Group on Risk-Free Reference Rates identified the Tokyo Overnight Average Rate (TONAR) as its alternative rate. TONAR which was suggested in December 2016 is similar to SONIA in that it is an unsecured overnight rate.

## Disclaimer

**This material has been prepared with the assistance of employees of Bank of Montreal (“BMO”) who are involved in derivatives sales and marketing efforts.**

We are not soliciting any specific action based on this material. It is for the general information of our clients. It does not constitute a recommendation or a suggestion that any investment or strategy referenced herein may be suitable for you. It does not take into account the particular investment objectives, financial conditions, or needs of individual clients.

Nothing in this material constitutes investment, legal, accounting or tax advice, or a representation that any investment or strategy is suitable or appropriate to your unique circumstances, or otherwise constitutes an opinion or a recommendation to you. BMO is not providing advice regarding the value or advisability of trading in commodity interests, including futures contracts and commodity options or any other activity which would cause BMO or any of its affiliates to be considered a commodity trading advisor under the U.S. Commodity Exchange Act. BMO is not undertaking to act as a swap advisor to you or in your best interests and you, to the extent applicable, will rely solely on advice from your qualified independent representative in making hedging or trading decisions. This material is not to be relied upon in substitution for the exercise of independent judgment. Any recipient of these materials should conduct its own independent analysis of the matters referred to herein, together with its qualified independent representative, if applicable. Any discussion of tax matters in these materials (i) is not intended to be used, and cannot be used or relied upon, for the purposes of avoiding any tax penalties and (ii) may have been written in connection with the “promotion or marketing” of the transaction or matter described herein. Accordingly, the recipient should seek advice based on its particular circumstances from its own independent financial, tax, legal, accounting and other professional advisors (including, without limitation, its qualified independent representative, if applicable).

These materials are confidential and proprietary to, and may not be reproduced, disseminated or referred to, in whole or in part without the prior consent of BMO. Information presented in this material has been obtained or derived from sources believed by BMO to be reliable, but BMO does not guarantee their accuracy or completeness. BMO assumes no responsibility for verification of the information in these materials, no representation or warranty is made as to the accuracy or completeness of such information and BMO accepts no liability whatsoever for any loss arising from any use of, or reliance on, these materials. BMO assumes no obligation to correct or update these materials. These materials do not contain all information that may be required to evaluate any transaction or matter and information may be available to BMO and/or its affiliates that is not reflected herein.

BMO and/or its affiliates may make a market or deal as principal in the products (including, without limitation, any commodities, securities or other financial instruments) referenced herein. BMO, its affiliates, and/or their respective shareholders, directors, officers and/or employees may from time to time have long or short positions in any such products (including, without limitation, commodities, securities or other financial instruments).

BMO Capital Markets is a trade name used by BMO Financial Group for the wholesale banking businesses of Bank of Montreal, BMO Harris Bank N.A. and Bank of Montreal Ireland p.l.c., and the institutional broker dealer businesses of BMO Capital Markets Corp., BMO Nesbitt Burns Trading Corp. S.A., BMO Nesbitt Burns Securities Limited in the U.S., BMO Nesbitt Burns Inc. in Canada and Asia, BMO Nesbitt Burns Ltée/Ltd. in Canada, BMO Capital Markets Limited in Europe and Australia, BMO Advisors Private Limited in India and Bank of Montreal (China) Co. Ltd. in China.

® Registered trademark of Bank of Montreal in the United States, Canada and elsewhere.

**TO U.K./E.U. RESIDENTS:** In the UK, Bank of Montreal London branch is authorised by the Prudential Regulation Authority and regulated by the Financial Conduct Authority (“FCA”) and the Prudential Regulation Authority and BMO Capital Markets Limited is authorized and regulated by the FCA. The contents hereof are intended solely for the use of, and may only be issued or passed on to, persons who have professional experience in matters relating to investments falling within Article 19(5) of the Financial Services and Markets Act 2000 (Financial Promotion) Order 2001 or to investors in any E.U. Member State, other than persons meeting the criteria for classification as professional client or eligible counterparty under the Markets in Financial Instruments Directive 2004/39/EC (and relevant implementing legislation in such E.U. Member State). Any U.K. person wishing to effect transactions in any security discussed herein should do so through Bank of Montreal, London Branch or BMO Capital Markets Limited; any person in the E.U. wishing to effect transactions in any security discussed herein should do so through BMO Capital Markets Limited.

**TO PRC RESIDENTS:** This material does not constitute an offer to sell or the solicitation of an offer to buy any financial products in the People’s Republic of China (excluding Hong Kong, Macau and Taiwan, the “PRC”). BMO and its affiliates do not represent that this material may be lawfully distributed, or that any financial products may be lawfully offered, in compliance with any applicable registration or other requirements in the PRC, or pursuant to an exemption available thereunder, or assume any responsibility for facilitating any such distribution or offering. This material may not be distributed or published in the PRC, except under circumstances that will result in compliance with any applicable laws and regulations.

**TO HONG KONG RESIDENTS:** This material has not been reviewed or approved by any regulatory authority in Hong Kong. Accordingly the material must not be issued, circulated or distributed in Hong Kong other than (1) except for “structured products” as defined in the Securities and Futures Ordinance, in circumstances which do not constitute it as a “Prospectus” as defined in the Companies Ordinance or which do not constitute an offer to the public within the meaning of that Ordinance, or (2) to professional investors as defined in the Securities and Futures Ordinance and the Securities and Futures (Professional Investor) Rules made thereunder. Unless permitted by the securities laws of Hong Kong, no person may issue in Hong Kong, or have in its possession for

issue in Hong Kong this material or any other advertisement, invitation or document relating to the products other than to a professional investor as defined the Securities and Futures Ordinance and the Securities and Futures (Professional Investor) Rules.

**TO SINGAPORE RESIDENTS:** This document has not been registered as a prospectus with the Monetary Authority of Singapore and the material does not constitute an offer or sale, solicitation or invitation for subscription or purchase of any shares or financial products in Singapore. Accordingly, BMO and its affiliates do not represent that this document and any other materials produced in connection therewith may lawfully be circulated or distributed, whether directly or indirectly, to persons in Singapore. This document and the material do not and are not intended to constitute the provision of financial advisory services, whether directly or indirectly, to persons in Singapore.

**TO THAI RESIDENTS:** The contents hereof are intended solely for the use of persons qualified as Institutional Investors according to Notification of the Securities and Exchange Commission No. Gorkor. 11/2547 Re: Characteristics of Advice which are not deemed as Conducting Derivatives Advisory Services dated 23 January 2004 (as amended). BMO and its affiliates do not represent that the material may be lawfully distributed, or that any financial products may be lawfully offered, in compliance with any regulatory requirements in Thailand, or pursuant to an exemption available under any applicable laws and regulations.

**TO MALAYSIAN RESIDENTS:** The Information contained herein is information which is publicly available. This report and the Information contained herein do not constitute nor should they be construed as an offer to sell or buy, or an inducement or solicitation of an offer to sell or buy, or a proposal in respect of, or a dealing in, any securities, currencies, derivatives or any other financial products ("financial products") in Malaysia. Bank of Montreal and its affiliates do not represent that the Information may be lawfully distributed, or that any financial products may be lawfully offered or dealt with, in compliance with any applicable registration or other requirements in Malaysia, or pursuant to an exemption available thereunder, or assume any responsibility for facilitating any such distribution, offering or dealing in such financial instruments.

**TO KOREAN RESIDENTS:** This material is not provided to make a recommendation for specific Korean residents to enter into a contract for trading financial investment instruments, for investment advising, for discretionary investment, or for a trust, nor does it constitute advertisement of any financial business or financial investment instruments towards Korean residents. The material is not provided as advice on the value of financial investment instruments or any investment decision for specific Korean residents. The provision of the material does not constitute engaging in the foreign exchange business or foreign exchange brokerage business regulated under the Foreign Exchange Transactions Act of Korea.

**TO INDONESIAN RESIDENTS:** No registration statement has been filed with the Financial Services Authority (Otoritas Jasa Keuangan - OJK) and no information contained herein should be considered as an offer to sell or the solicitation of an offer to buy any financial products in a manner which constitutes a public offering under the Indonesian capital market laws and regulations. BMO and its affiliates do not represent that the Information may be lawfully distributed, or that any financial products may be lawfully offered, in compliance with any applicable registration or other requirements in Indonesia, or pursuant to an exemption available thereunder, or assume any responsibility for facilitating any such distribution or offering. You are advised to exercise caution in relation to the Information contained herein. If you are in doubt about any of the content of these documents, you should obtain independent professional advice.

**TO PHILIPPINE RESIDENTS:** This Information is intended for distribution only to "qualified buyers" as defined under in Section 10 (l) of the Securities Regulation Code of the Philippines. The contents hereof are not intended for the use of and may not be issued or passed on to retail clients.

**TO VIETNAMESE RESIDENTS:** This document is not a securities offering document and is not required to be registered with any relevant authorities of Vietnam. The contents hereof are intended solely for the use of, and may only be passed on to, persons with whom BMO has had agreement on provision of the Information. The Information is not provided as advice on the value of financial investment instruments, to make a recommendation for specific Vietnamese residents to enter into a contract for trading financial investment instruments, for money broking, for asset management, for settlement and clearing services or for a trust, nor does it constitute advertisement of any financial business or financial investment instruments towards Vietnamese residents. BMO and its affiliates do not represent that the Information may be lawfully imported, distributed, or that any financial products may be lawfully offered, in Vietnam, in compliance with applicable laws of Vietnam, and do not assume any responsibility for facilitating any import, distribution or offering thereof. The Information is only for private use of recipients and may not be reproduced, distributed or published in Vietnam in any form, except under circumstances that will result in compliance with applicable laws of Vietnam.

**In Asia, Bank of Montreal is licensed to conduct banking and financial services in Hong Kong and Singapore. Certain products and services referred to in this document are designed specifically for certain categories of investors in a number of different countries and regions. Such products and services would only be offered to these investors in those countries and regions in accordance with applicable laws and regulations. The Information is directed only at persons in jurisdictions where access to and use of such information is lawful.**

™ - "BMO (M-bar roundel symbol) Capital Markets" is a trade-mark of Bank of Montreal, used under licence.